



Strategies for Managing Risk

Take steps toward achieving your future financial goals by understanding and managing risk



Always Designing
for People™

All investments have some risk

Risk is often thought of as the chance an investment will lose money. You may consider creating a diversified asset allocation for your retirement account to help you balance risk to help you reach your future financial goals. In general, the more risk an investment carries, the greater the potential for a higher return. Investments with less risk generally offer lower potential return.

Market risk – the change in the value of an investment in response to stock market conditions. An investment’s value may be up or down depending upon market conditions.

Inflation risk – the risk that your money may not maintain its purchasing power due to inflation.

It is important for investors to know their tolerance for risk to align their investing strategy accordingly. The Personal Investor Profiler on page 5 can help.

Strategies for managing risk¹

Target retirement date funds can offer a diversified asset allocation of investments within one fund.³

These funds are based on a time frame until retirement, (or the time at which an investor plans to start withdrawing funds) and typically invest in a mix of stock and bond funds that gradually become more conservative over time as the target date approaches.

Remember your retirement savings goals

Saving for retirement is a long-term goal. Your retirement savings may be invested for 30 years or more. However, during times of market volatility, it may be tempting to stop saving or change your investment strategy. Instead:

- Avoid reacting emotionally to market changes.
- Keep a long-term view of retirement saving in mind.
- Remember that selling investments during a market decline can lock in losses.

Diversification does not assure a profit or protect against market loss.

- 1 ADP makes no recommendation regarding the appropriateness of any contribution amount or type, withdrawal or withdrawal rate, loan or asset allocation.
- 2 Asset allocation does not guarantee a profit or protect against loss in declining markets.
- 3 Target Date Funds (also called Retirement Date Funds, or Lifestyle Funds) are designed to target a year in which an investor may withdraw funds for retirement or other purposes. Investments in target date funds are subject to the risks of their underlying funds, and asset allocations are subject to change over time in accordance with each fund’s prospectus. An investment in or retirement income from a target date portfolio is not guaranteed at any time, including on or after the target date. An investment in a target date portfolio does not eliminate the need for investors to decide — before investing and periodically thereafter — whether the portfolio fits their financial situation. For more information, please refer to the prospectus.



The Personal Investor Profiler on page 5 can help you create an asset allocation that may be right for your needs and goals.²

Know and monitor your risk tolerance

Know how much risk you are comfortable with and monitor it over time.

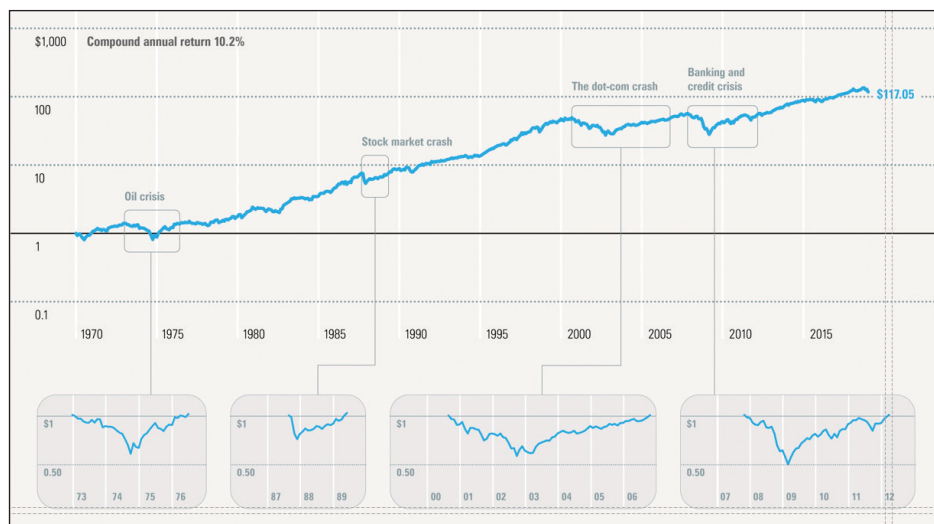
- Your tolerance for risk may change, so you may wish to rethink your risk tolerance regularly.
- Diversifying⁴ can help manage market risk, and knowing your investor type can help you maintain a comfortable level of risk and invested to outpace inflation.
- If you have questions about company stock and how it can affect your retirement savings, please consult with your Plan Administrator or Financial Advisor.

Invest for the long-term

The expression “buy low, sell high” is a common investing strategy. Selling investments after a stock market drop means the investor may be losing money by selling shares for less than they were purchased, along with locking in the loss by exiting the market. Instead, keep in mind:

- Riding out periods of market declines may offer the opportunity to recover losses.
- Historically, patient investors have been rewarded by the long-term performance of the stock market despite occasional and sometimes severe market volatility, as shown in the chart.

LONG-TERM STOCK MARKET PERFORMANCE January 1970 – December 2018



The graph illustrates the growth of \$1 invested in U.S. large stocks at the beginning of 1970, and four major market declines that have occurred subsequently, including the recent banking and credit crisis. Past performance is no guarantee of future results. This is for illustrative purposes only and not indicative of any investment. An investment cannot be made directly in an index. Four market crises defined as a drop of 25% or more in the Ibbotson® Large Company Stock Index. © Morningstar. All Rights Reserved.

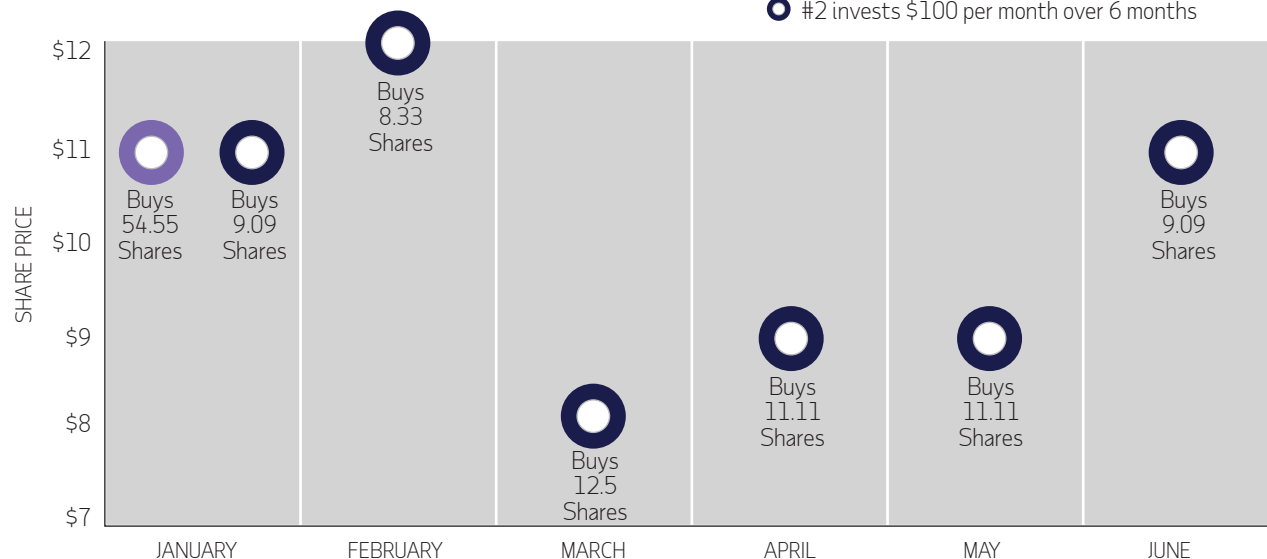
⁴ Asset allocation does not guarantee a profit or protect against loss in declining markets.

Invest regularly to leverage dollar cost averaging

You can benefit from investing regularly over the long-term through dollar cost averaging. Here's how:

- When you save in your 401(k) plan, you invest regularly through automatic payroll deductions. Your regular contributions buy shares of investments.
- Investing the same amount at regular intervals can help your money buy more shares if prices are low and fewer shares if prices are high.
- The sum of all the shares purchased over time divided by the number of shares purchased is the average price per share. This is called dollar cost averaging.
- Dollar cost averaging may help you purchase more shares at a lower price than purchasing all your investments at once.

EXAMPLE OF DOLLAR COST AVERAGING⁵



After six months: ○ #1 has 54.55 shares ● #2 has 61.23 shares

⁵ This is for illustrative purposes only and not indicative of any investment. Dollar cost averaging does not assure a profit or protect against loss in declining financial markets. There is no guarantee your balance will increase over time.

The Personal Investor Profiler⁶

PERSONAL INVESTOR PROFILE

The asset allocations provided by this Personal Investor Profile are provided for educational purposes only and should not be construed as investment advice. In applying any asset allocation model to your individual situation, you should consider your other assets, income and investments in addition to any balance you may have in a retirement plan. See your financial advisor before making any decision as to your asset allocation.

Answer the following questions with the corresponding point value to determine your investor profile score.

1. How would you best describe your investment experience and knowledge?

- I am very experienced and knowledgeable about investments. (4 points)
- I have some experience and knowledge about investments. (2 points)
- I have very little or no investment experience and knowledge. (0 points)

2. The main objective for my account is to:

- Avoid losses. (0 points)
- Keep pace with inflation. (2 points)
- Keep pace with the stock market. (4 points)

3. If my account lost 30% of its value over a short period of time, I would be:

- Extremely uncomfortable – I cannot accept large short-term losses. (0 points)
- Slightly uncomfortable – I may be ok with a short-term loss as long as I have time to regain those losses. (2 points)
- Comfortable – Because I have time to regain those losses. (4 points)

4. I am willing to accept a greater risk of losing money in my account for the potential of higher long-term returns:

- | | |
|-----------------------------|--------------------------------|
| ■ Strongly Agree (4 points) | ■ Disagree (1 points) |
| ■ Agree (3 points) | ■ Strongly Disagree (0 points) |
| ■ Neutral (2 points) | |

5. My account has \$100,000 in it. I would move my money to a lower risk investment if it lost _____ in one year. (Fill in the blank.)

- \$5,000 (5%) (0 points)
- \$10,000 (10%) (1 points)
- \$15,000 (15%) (2 points)
- \$20,000 (20%) (3 points)
- I would not move my money at all. (4 points)

6. When attempting to achieve my investment goals:

- I do not want my account to lose any value, even if it will take longer to achieve my investment goals. (0 points)
- I will accept small fluctuations in my account's value. (1 points)
- I will accept moderate fluctuations in my account's value. (2 points)
- I will accept large fluctuations in my account's value. (3 points)
- I will accept extreme fluctuations in my account's value. (4 points)

Total the points for your score.

Your Score

⁶ This Personal Investor Profile was created by and is the property of the Mesirow Financial Investment Strategies Group, a division of Mesirow Financial Investment Management, Inc. (MFIM), an SEC registered investment advisor. ADP, LLC and its affiliates (ADP) are not affiliates of MFIM, nor do they provide investment, financial, legal or tax advice to participants. The information provided herein is for informational purposes only and is not intended to be, nor should it be construed as, individualized advice or a recommendation to purchase or sell any particular investment option. In applying any asset allocation model to your individual situation, you should consider your other assets, income and investments in addition to any balance you may have in a retirement plan. Copyright © 2019 ADP, LLC. All rights reserved. The Mesirow Financial name is a registered service mark of Mesirow Financial Holdings, Inc. © 2019, Mesirow Financial Holdings, Inc. All rights reserved.

The Personal Investor Profiler – continued

Find your total score in the chart below, along with your retirement timeline, to see what type of investment profile may be best for you. This chart should only serve as a guide to help you determine your own investing comfort zone.

YEARS TO MY RETIREMENT	MY INVESTOR SCORE				
	0-2 points	3-8 points	9-16 points	17-21 points	22-24 points
0-3 years	Conservative	Conservative	Conservative	Conservative	Conservative
3-5 years	Conservative	Moderate Conservative	Moderate Conservative	Moderate Conservative	Moderate Conservative
5-7 years	Conservative	Moderate Conservative	Moderate	Moderate	Moderate
7-12 years	Conservative	Moderate Conservative	Moderate	Moderate Aggressive	Moderate Aggressive
12+ years	Conservative	Moderate Conservative	Moderate	Moderate Aggressive	Aggressive

The results of this quiz are intended to help you identify what type of investor you may be. This quiz is not intended to recommend a particular asset allocation or to provide individual advice.

Profiles

Conservative Profile

This profile may be right for you if you want to avoid a potential loss of account value, or if you are nearing retirement. You should be willing to go without the potential for higher long-term returns in exchange for a more stable and predictable return.

Moderate Conservative Profile

This profile may be right for you if your primary goal is to avoid short-term losses. However, you also want higher long-term returns to offset the effects of inflation. Your account will likely have relative stability, but in order to keep up with inflation, some fluctuations in your account value should be expected.

Moderate Profile

This profile may be right for you if you are interested in balancing your level of risk and return. You want to have returns in excess of inflation and an increase in your account value over the long term, and, you should be willing to accept short-term losses and fluctuations in your account value.

Moderate Aggressive Profile

This profile may be right for you if you have more time until retirement and can tolerate higher-than-average fluctuations in your account value. This type of allocation provides the potential for higher-than-average returns over the long term. You should be willing to accept short-term losses and less stable returns.

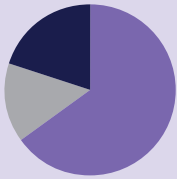
Aggressive Profile

This profile may be right for you if you are willing and able to stay the course through short-term gains and losses because you want the potential for higher returns over the long term. You should have a long time until retirement and a high tolerance for risk. You should be willing to accept frequent short-term losses and extreme fluctuations in account value.

Investor Profiles

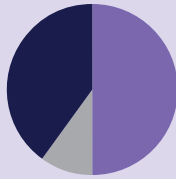
Match your investor profile to one of the sample asset allocation models.*

Conservative



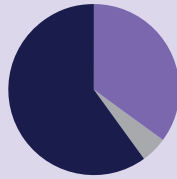
20% Equity
65% Fixed Income
15% Cash or Cash Equivalents

Moderate Conservative



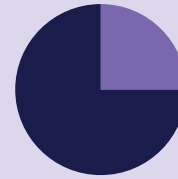
40% Equity
50% Fixed Income
10% Cash or Cash Equivalents

Moderate



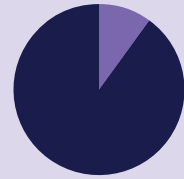
60% Equity
35% Fixed Income
5% Cash or Cash Equivalents

Moderate Aggressive



75% Equity
25% Fixed Income
0% Cash or Cash Equivalents

Aggressive



90% Equity
10% Fixed Income
0% Cash or Cash Equivalents

LOW

RISK/REWARD POTENTIAL

HIGH

■ Equity ■ Fixed Income ■ Cash or Cash Equivalents

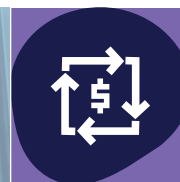
* These risk-based asset allocation models were created using the following three asset classes: Domestic Equity; Intermediate-Term Domestic Bond; and Cash Equivalent.

Maintain your asset allocation⁷

Changes in the stock market can alter your asset allocation over time, as illustrated in the chart. Once you have decided your asset allocation, it is important to keep it aligned with your risk tolerance and investing goals:

- An imbalance in your account allocation can expose you to more risk than you are comfortable with and impact your investment results.
- You can rebalance your account yourself by regularly reviewing your allocation and making necessary adjustments.⁸
- Or, you can elect the automatic Account Rebalancing feature to rebalance your account. This feature allows you to rebalance your account according to your original allocation as often as quarterly, semi-annually or annually. You can find more information and elect this feature online at www.mykplan.com.

You can elect the automatic Account Rebalancing feature to rebalance your account allocation regularly.



You can elect the
**automatic
Account
Rebalancing
feature**

to rebalance your account
allocation regularly.

⁷ Asset allocation does not guarantee a profit or protect against loss in declining markets.

⁸ Keep in mind that rebalancing your funds could mean potential sales charges or other fees. Additionally, switching out of an investment when the market is doing poorly means locking in the loss. Be aware that if your investments have increased in value, selling them to rebalance your portfolio in a taxable brokerage account could result in your having to pay capital gains taxes.

Stock market changes can have a big impact⁹

Year end 1998



50% Stocks

50% Bonds

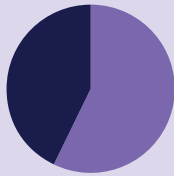
Year end 2003



53% Stocks

47% Bonds

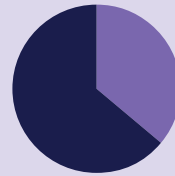
Year end 2008



43% Stocks

57% Bonds

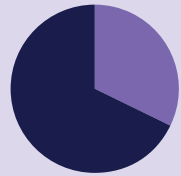
Year end 2013



64% Stocks

36% Bonds

Year end 2018



68% Stocks

32% Bonds

■ Stocks ■ Bonds

Past performance is no guarantee of future results. Stocks: 50% large and 50% small stocks. Bonds: intermediate-term government bonds. This is for illustrative purposes only and not indicative of any investment. An investment cannot be made directly in an index. © Morningstar. All Rights Reserved.

⁹ ADP makes no recommendation regarding the appropriateness of any asset allocation.



For more information about retirement planning and to make changes to your account, visit www.mykplan.com.

All registered investment options are available by prospectus. For more information about any registered fund, please call 1-888-822-9238 for a free summary prospectus (if available) and/or prospectus. You should consider the objectives, risks, charges and expenses of a fund before investing. The prospectus (or information statement, as applicable) contains this and other important information. Please read them carefully before you invest.

Unless otherwise disclosed or agreed to in writing with a client, ADP, LLC and its affiliates (ADP) do not endorse or recommend specific investment companies or products, financial advisors or service providers; engage or compensate any financial advisor or firm for the provision of advice; offer financial, investment, tax or legal advice or management services; or serve in a fiduciary capacity with respect to retirement plans. Investment options are available through the applicable entity(ies) for each retirement product. Investment options in the "ADP Direct Products" are available through either ADP Broker-Dealer, Inc. (ADPBD), Member FINRA, an affiliate of ADP, LLC, One ADP Blvd, Roseland, NJ or (in the case of certain investments) ADP, LLC. Only licensed representatives of ADP BD or, in the case of certain products, of a broker-dealer firm that has executed a marketing agreement with ADP, LLC may offer and sell ADP retirement products and services or speak to retirement plan features and/or investment options available in any ADP retirement products. Nothing in these materials is intended to be, nor should be construed as, advice or a recommendation for a particular situation or plan. Registered representatives of ADP Broker-Dealer, Inc. do not offer investment, tax or legal advice to individuals. Please consult with your own advisors for such advice.

ADP, the ADP logo and Always Designing for People are trademarks of ADP, LLC. All other trademarks and service marks are the property of their respective owners. 99-1125-P-0919 ADPBD20180816-0363 Copyright © 2008-2019 ADP, LLC. All Rights Reserved.

♻️ This piece is printed on paper manufactured from 10% post-consumer waste.



Always Designing
for People™